

Easy to Play
PIANO / KEYBOARD
MUSIC

For Adult Complete Beginners



Arranged By Martin Woodward

FREE PREVIEW

Copyright © 2023 by Martin Woodward

All rights reserved. This book or any portion thereof may not be reproduced or used in any manner whatsoever without the express written permission of the publisher except for the use of brief quotations in a book review or scholarly journal.

ISBN: Pending

Enquires: <https://learn-keyboard.co.uk>

Acknowledgements

To all the fantastic musicians who I've had the privilege of working with back in the 1960s / 70s including: Pip Williams (guitarist / record producer); Tex Marsh (drums); Roger Flavell (bassist / singer / songwriter); Kevan Fogarty (guitarist); Tommy Hunt (singer); Ron Thomas (bassist); Martin Johnstone (bassist / vocals); Geno Washington (singer); UK No. 1 singer / songwriter Emile Ford; U.K. top 10 artists: '*The Fantastics*' - John Cheatdom, Jerome Ramos, Donald Haywoode and Richard Pitts.

To the other members of '*Aquila*' - Ralph Denyer (singer / songwriter); Phil Childs (bassist); Jim Smith (drums); George Lee (saxophonist).

To my early mentors: Alan Simonds (guitarist / vocalist); big bruv Steve (guitarist) and Mr. Henley (my inspirational music teacher at Warlingham School 1960 - 65).

And to Myriad Software: <http://www.myriad-online.com> for the Harmony Assistant music notation software which was used to produce this book. - Thanks!

Contents

Introduction	4
The Yellow Rose of Texas	5
Early One Morning	6
Little Brown Jug	7
I Saw Three Ships	8
Aura Lea AKA Love Me Tender	9
We Wish You a Merry Xmas	Error! Bookmark not defined.
Amazing Grace	Error! Bookmark not defined.
The Cliffs of Doneen	Error! Bookmark not defined.
Away in a Manger	Error! Bookmark not defined.
Silent Night	Error! Bookmark not defined.
Little Town of Bethlehem	Error! Bookmark not defined.
On Top of Old Smokey	Error! Bookmark not defined.
Scarborough Fair	Error! Bookmark not defined.
Twinkle, Twinkle Little Star	Error! Bookmark not defined.
My Bonnie Lies Over the Ocean	Error! Bookmark not defined.
Bonnie Banks of Loch Lomond	Error! Bookmark not defined.
Bobby Shafto	Error! Bookmark not defined.
Johnny Comes Marching Home	Error! Bookmark not defined.
Danny Boy	Error! Bookmark not defined.
The Star-Spangled Banner	Error! Bookmark not defined.
Yankee Doodle	Error! Bookmark not defined.
Lord of the Dance	Error! Bookmark not defined.
Auld Lang Syne	Error! Bookmark not defined.
Morning Has Broken	Error! Bookmark not defined.
Happy Birthday	Error! Bookmark not defined.
Botany Bay	Error! Bookmark not defined.
Silver Threads Among the Gold	Error! Bookmark not defined.

Knees Up Mother Brown Error! Bookmark not defined.
Oh! Susanna Error! Bookmark not defined.
Home on the Range Error! Bookmark not defined.
There is a Tavern in the Town Error! Bookmark not defined.
A-Roving..... Error! Bookmark not defined.
I've Been Working on the Railroad Error! Bookmark not defined.
My Grandfathers Clock..... Error! Bookmark not defined.
Ode to Joy..... Error! Bookmark not defined.
Further Reading **10**

Introduction

This book was originally compiled as one of the free pdf supplements to my '*Ultimate piano / keyboard*' instruction book.

All the included arrangements are easy, but some are easier than others. I've tried to put the easiest pieces at the beginning, with the less easy ones further back.

All are in easy key signatures (**C** major, **F** major, or **G** major or their relative minors), but please take note of these.

If you have and want to use auto-accompaniment instead of using the left hand, in most cases I have included the appropriate chords above the staff lines. Alternatively, they can be also used for guitar accompaniment. Where they are not included, they are not suitable for auto-accompaniment.

In all cases I recommend that you learn each piece bar by bar (measure by measure) one hand at a time at speeds that you are comfortable with. If you can play the first note, you can surely play the next one and the one after etc. Just take it one step at a time and you will ultimately be able to play anything.

All the pieces in this book are in the public domain as in all cases the composers have passed on many years ago or are unknown (traditional), but wherever they are known they are mentioned here in respect for their great works.

Fingering

Recommended fingering has been included, but if you find any alternatives that suit you better, be all means use them!

You will notice that in some cases there are two fingerings in brackets. This means that you should initially use the first fingering and then swap fingers without releasing the key in preparation for the following note. This is a very useful and widely used technique.

Navigation

In the pdf version, if at any time you want to return to the '*Contents*' section, just click on the [⏪](#) found at the bottom of every page, then you can simply click on the page that you want to view and get there instantly!

Have fun and enjoy!

Martin

The Yellow Rose of Texas

♩ = 180

US Traditional

The piano score for "The Yellow Rose of Texas" is written in G major (one sharp) and 4/4 time. It consists of four systems of music, each with a treble and bass clef staff. The tempo is marked as ♩ = 180. The key signature is G major. The score includes the following chords and fingerings:

- System 1: Treble clef has notes G4, A4, B4, C5, B4, A4, G4. Bass clef has notes G3, B2, D3, G3. Chords G are indicated above the first and third measures. Fingerings: 3 (treble), 2 (bass) in measure 1; 5 (bass) in measure 2; 1, 2, 3 (treble) in measure 3.
- System 2: Treble clef has notes G4, A4, B4, C5, B4, A4, G4. Bass clef has notes G3, B2, D3, G3. Chords G and D are indicated above the first and second measures. Fingerings: 5 (treble) in measure 1; 3 (bass) in measure 2.
- System 3: Treble clef has notes G4, A4, B4, C5, B4, A4, G4. Bass clef has notes G3, B2, D3, G3. Chords D, G, and G are indicated above the first, second, and third measures. Fingerings: 2 (treble), 2 (bass) in measure 1; 3 (treble), 3 (bass) in measure 2; 2 (bass) in measure 3; 1, 2, 3 (treble) in measure 4.
- System 4: Treble clef has notes G4, A4, B4, C5, B4, A4, G4. Bass clef has notes G3, B2, D3, G3. Chords G, D7, G, D, and G are indicated above the first, second, third, fourth, and fifth measures. Fingerings: 3 (bass) in measure 2; 1 (bass) in measure 3.

Early One Morning

♩ = 120

Traditional

The score is written for piano in 4/4 time. It consists of five systems of music, each with a treble and bass clef staff. Fingerings are indicated by numbers 1-5 above or below notes. Chord markings (C, G, F) are placed above the treble staff. The piece concludes with a double bar line.

System 1: Treble clef: C (1), 2, 3, 4. Bass clef: 3, 1, 5, 2, 1, 3.

System 2: Treble clef: G (2, 4), 1, C (3, 1), 2, 4. Bass clef: 4, 2, 1, 5, 1, 5, 3.

System 3: Treble clef: F (5, 3), 1, C (2), G (1). Bass clef: 2, 1, 3, 2.

System 4: Treble clef: C (4, 2, 1), G (5, 3, 1). Bass clef: 3, 2, 3.

System 5: Treble clef: C (2, 3, 5), G (1), G (3), Gsus (1, 3), G (4, 1), C (1). Bass clef: 1, 4, 1.

Little Brown Jug

♩ = 160

Joseph Winner

The musical score for "Little Brown Jug" is presented in five systems, each consisting of a grand staff (treble and bass clefs). The piece is in 2/4 time with a tempo of 160 beats per minute. The key signature is C major. The score includes the following details:

- System 1:** Treble clef starts with a quarter rest. Bass clef has a quarter rest. Chord markings: C (1 3), F (1 2), G (3).
- System 2:** Treble clef starts with a quarter rest. Bass clef has a quarter rest. Chord markings: C (1), F (1 2).
- System 3:** Treble clef starts with a quarter rest. Bass clef has a quarter rest. Chord markings: G (3), C (3), F (3).
- System 4:** Treble clef starts with a quarter rest. Bass clef has a quarter rest. Chord markings: G (3), C (1), C (1).
- System 5:** Treble clef starts with a quarter rest. Bass clef has a quarter rest. Chord markings: F (1), G (1), C (1).

I Saw Three Ships

♩ = 110

Traditional

The musical score is written for piano in G major (one sharp) and 6/8 time. It consists of three systems of music, each with a treble and bass clef staff. The first system contains three measures. Above the first measure is a blue 'G' chord symbol, above the second is a blue 'D' chord symbol, and above the third is a blue 'G' chord symbol. The second system also contains three measures. Above the first measure is a blue 'D' chord symbol, above the second is a blue 'G' chord symbol, and above the third is a blue 'D' chord symbol. The third system contains three measures. Above the first measure is a blue 'G' chord symbol, above the second is a blue 'D' chord symbol, and above the third is a blue 'G' chord symbol. The piece concludes with a double bar line. Fingerings (1-5) and articulation marks (accents, slurs) are indicated throughout the score.

Aura Lea AKA Love Me Tender

♩ = 100

George R Poulton

Chords: C, D, G7, C, G7, C

4/4 time signature. Treble clef. Bass clef. The piece starts with a C major chord. The melody in the treble clef consists of quarter notes: C4, D4, E4, F4, G4, A4, B4, C5. The bass line consists of quarter notes: C3, F2, C3, F2, C3, F2, C3, F2. The first system contains six measures.

Chords: C, D, G7, C, G7

4/4 time signature. Treble clef. Bass clef. The melody continues with quarter notes: D4, E4, F4, G4, A4, B4, C5. The bass line continues with quarter notes: C3, F2, C3, F2, C3, F2, C3, F2. The second system contains five measures.

Chords: C, E, Am, Edim, F, Fm

4/4 time signature. Treble clef. Bass clef. The melody continues with quarter notes: D4, E4, F4, G4, A4, B4, C5. The bass line continues with quarter notes: C3, F2, C3, F2, C3, F2, C3, F2. The third system contains six measures.

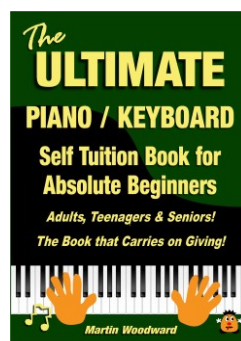

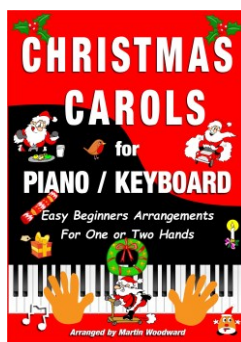
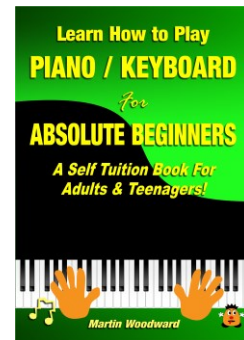
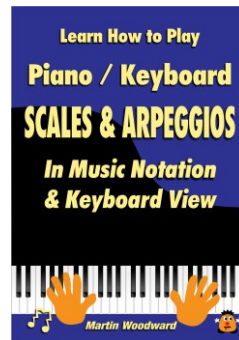
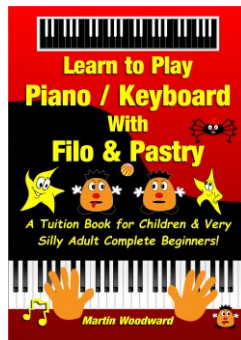
Chords: C, A7, D7, G7, C

4/4 time signature. Treble clef. Bass clef. The melody continues with quarter notes: D4, E4, F4, G4, A4, B4, C5. The bass line continues with quarter notes: C3, F2, C3, F2, C3, F2, C3, F2. The fourth system contains five measures.

Further Reading

You may also perhaps be interested in some of the following books, the details for which can all be seen on my websites at <http://learn-keyboard.co.uk> and <http://gonkmusic.com>.

If copying the links be sure to include the hyphen in 'learn-keyboard'.



This item plus many more is free with 'The Ultimate Piano / Keyboard'

END OF PREVIEW!